

Color Cues



BULLSEYE

GLASS CO.

Brights



0164 EGYPTIAN BLUE



0320 MARIGOLD YELLOW



0126 SPRING GREEN



0125 ORANGE

Color Kicker:



1859 RHUBARB PINK/GREEN SHIFT

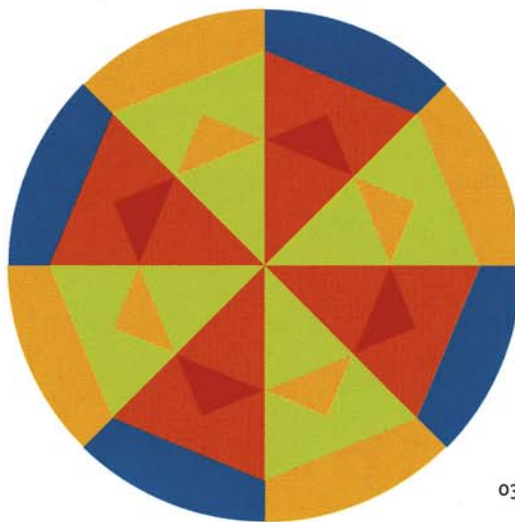
See the other side of this sheet for a simple way to double this color palette!

Bright and brazen! Play with this palette. But approach it like a pro. Red, yellow and orange colors may shift slightly on firing. If you are doing a large project, select glass from the same run. (All Bullseye glass is dated when it comes from the factory). Make small test samples with the firing schedule you'll use in your final piece. You'll love the results, but unless you prepare ahead, your artwork may be one-of-a-kind.

Choices, choices, choices

We've used both standard, 3mm, and thin, 1.6mm, glass for our Kicker tile, but for additional color variations, consider using more 3mm glass, especially when layering transparents.

For texture and surface interest, you might include frits, stringers and confetti in your designs. See what's available in the chart below:



Single-rolled, 3mm
Double-rolled, 3mm
Thin, 1.6mm
Frit and powder
Confetti
Stringer
Rod
Irid coating

0164 EGYPTIAN BLUE	●	●	●	●	●	●	●
0320 MARIGOLD YELLOW	●	●	●	●	●	●	●
0126 SPRING GREEN	●	●	●	●	●	●	●
0125 ORANGE	●	●	●	●	●	●	●
1859 RHUBARB PK/GRN SHIFT	●	●	●	●	●	●	●

1

A color series for kiln workers

For detailed product listings and item numbers refer to our product catalog.




A Glassworking System

Explore these combinations side by side or in layers.
 Make overlay sample tiles to fine tune color combinations.
 Use these color studies to inspire new directions in your work.

Color Kicker:



1859 RHUBARB PINK/GREEN SHIFT



Kick your BRIGHTS up a notch with this transparent overlay. Maybe we could say "two notches" in the case of this shift glass: in fluorescent light 1859 will read a grayed green—as we've shown it here. In incandescent light watch for hints of pink, especially in thicker sections. As an overlay, expect to see similar variations in your color mixes.

If you liked chemistry class, you'll love playing with 1859!

Speaking of chemistry

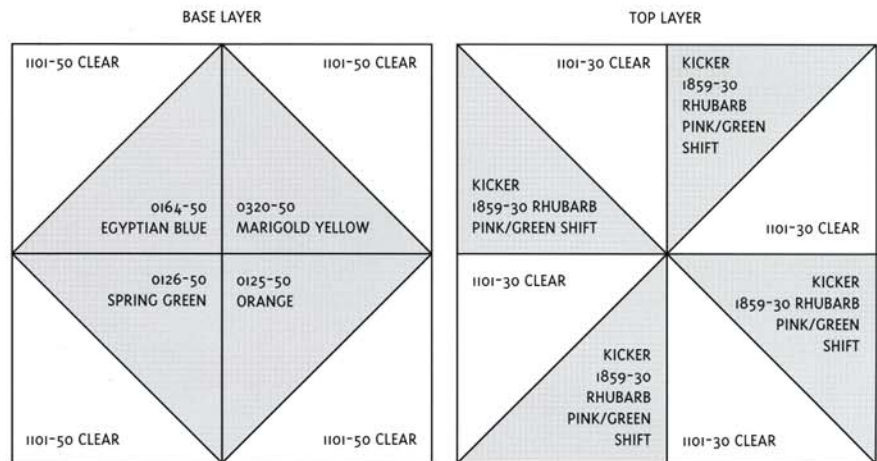
Some glasses react when fused together. Look at the joints where 0164 Egyptian Blue meets 0320 Marigold Yellow and 0126 Spring Green. See it also between 0126 and 0125? The very fine dark lines are a color reaction. Use this in your designs to create subtle borders—or avoid it by buffering the glasses with a clear interface.

The tile lay-up

We created our tile using 3 layers of Bullseye Compatible glass:

- A base of thin (-50) glass pieces
- A center layer of solid thin clear (1101-50)
- A top layer of standard (-30) pieces

This total thickness (6.2mm) should not flow out or shrink appreciably when fired to a full fuse. If you are stacking higher, use dams to maintain your original footprint.



For additional technical information and Bullseye product catalog, contact the Bullseye Resource Center, toll free: 888-220-3002 or 503-227-2797 or email: resourcecenter@bullseyeglass.com